

Einstell- u. Arretierwerkzeugsatz für Citroen / Peugeot Motoren

wie 1,8 16V + 2,0 16V Motoren, z.B. C5 und 206-306-406

1,4D + 1,5D + 1,9 TD, z.B. AX, Jumpy, Evasion, 106

1,4 + 1,6 HDI, z.B. C3, 206 + 307

1,9D + 2,0D + 2,2D, z.B. Motortypen DW8 + DW10 + DW12

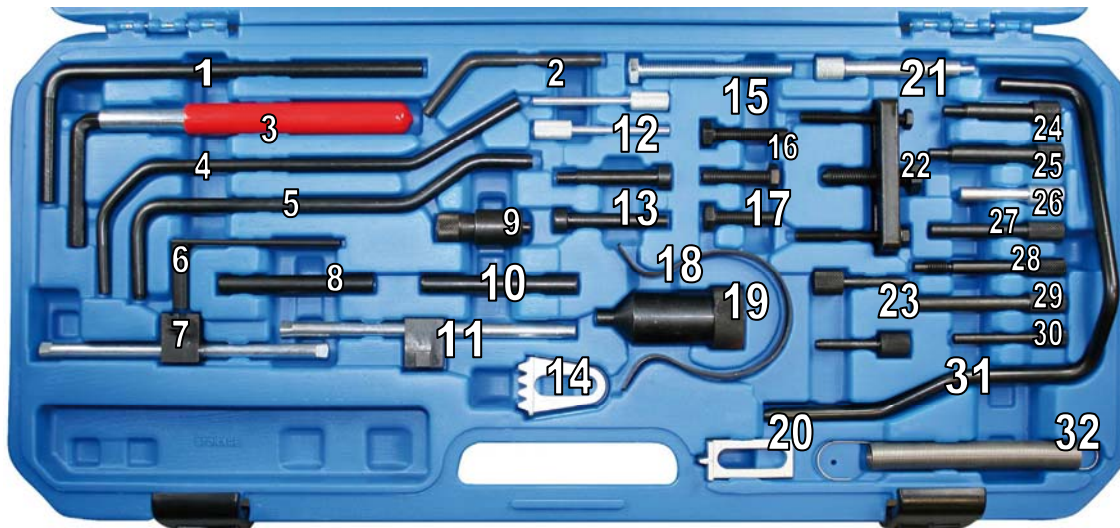
Dieselmotoren (XUD+TUD)

Benzinmotoren (XU + TU)

Teilweise sind die Motoren baugleich mit Toyota und Fiat

Beinhaltet wichtige Werkzeuge z.B. für folgende Arbeiten:


- Arretierung des Schwungrades
- Arretierung der Kurbelwelle
- Arretierung der Nockenwelle
- Arretierung der Einspritzpumpenwelle
- Abziehen der Kurbelwellen-Riemenscheibe
- Spannen des Zahnriemens



- passend für Citroen und Peugeot 16V Benzin Motoren z.B. 1,8l-16V und 2,0l 16V mit Motorcode EW (incl. HPI Motoren) z.B. C5, 206, 306, und 406

- passend bei Citroen und Peugeot 1,9D; 2,0D; 2,2D
Motorcode DW8; DW10; DW12 HDI
verbaut bei Citroen, Fiat, Peugeot und Toyota


Engine Timing Tool Set - Citroen/Peugeot



This comprehensive set of tools enables the correct engine timing to be made when replacing the timing belt. Suitable for use on the most recent cars with either HPI(Petrol or HDi (Diesel) engines

CITROEN		PEUGEOT	
AX 1.0/1.1/1.4/GTI	JUMPY 2.1TD	106 1.0/1.4/1.6 GTI	405 1.4/1.6/1.8/1.9/2.0
AX 1.5D	RELAY 1.9D/TD	106 1.4D/1.5D	405 1.8TD/1.9D/1.9TD
BERLINGO 1.1/1.4/1.8	RELAY 2.0HDI	106 VAN1.5D	405 MI
BERLINGO 1.8	RELAY 2.5D/TD	205 1.0/1.1/1.4/1.6/1.9	406 1.6/1.8/1.8 16V
BERLINGO 1.9D/2.0HDI	SAXO 1.0/1.1/1.4/1.6 16V	205 /1.8/1.9D	406 1.9D/1.9TD
BOXER 1.9D/TD	SAXO 1.5D	205 RALLYE	406 2.0 16V
BOXER 2.0/2.5D/2.5TD	SYNERGIE 1.8	206 1.1/1.4/1.6	406 2.0 TURBO
BX 1.4/1.6/1.9	SYNERGIE 1.9 TD/2.0HDI	206 1.9D	406 2.0D/2.0TD
BX 1.7D/TD/1.9D	SYNERGIE 2.1TD/2.0HDI	206 2.0 16V	406 2.1 DT
C15 1.0/1.1/1.4	VISA 1.7D	206 2.0HDI	406 2.0HDI
C25 1.9D	XANTIA 1.6/1.8 16V/2.0 16V	206 2.0D/TURBO	406 2.2 HDI
C15 D/2.0HDI	XANTIA 1.8/1.9D/TD	305 1.6/1.9	605 2.0/2.0 TURBO
DISPATCH 1.9D/TD/2.0HDI	XANTIA 2.1TD/2.0HDI	305 1.8/1.9D	605 2.1D/TD/2.5TD
DISPATCH 2.1TD/2.0HDI	XM 2.0 16V/2.0TURBO	306 1.8/1.8/2.0	607 2.0
EVASION 1.8	XM 2.1 TD/2.2D/2.5TD	306 1.8	607 2.2HDI
EVASION 1.9TD/2.0HDI	XSARA 1.4/1.6/1.8/1.8 16V	306 2.0 16V	806 1.8/2.0TURBO
EVASION 2.1TD/2.0HDI	XSARA 1.5D	306 1.9D/TD/2.0C/TD	806 1.9TD/2.1TD
J5 1.9D	XSARA 1.9D/TD/2.0HDI	306 2.0HDI	EXPERT 1.9D/1.9TD
JUMPER 1.9D/TD	XSARA 2.0 16V	307 2.0HDI	PARTNER 1.8D/1.9D/TD
JUMPER 2.5D/TD	XSARA PICCASSO 2.0HDI	309 1.1/1.4/1.6/1.9/GTI	PARTNER 1.1/1.4/1.8
JUMPY 1.9D/TD	ZX 1.1/1.4/1.6/1.8/1.9/2.0	309 1.8D/TD/1.9D	SOLARA 1.9D
	ZX 2.0 16V		TALBOT 1.9D
	ZX 1.8/1.9D/TD		TALBOT EXPRESS 1.9/TD

KIT DE CALADO DE DISTRIBUCION Citroën/Peugeot



KIT DE CALADO DE DISTRIBUCION - Citroën/Peugeot

Este completo set de herramientas permite que el reglaje del motor sea hecho correctamente durante el reemplazo de la cadena dentada. Está adaptado para el uso en los coches más recientes con cualquier motor HPi (gasolina) o HDi (diesel)

CITROEN		PEUGEOT	
AX 1.0/1.1/1.4/GTI	JUMPY 2.1TD	106 1.0/1.4/1.6 GTI	405 1.4/1.6/1.8/1.9/2.0
AX 1.5D	RELAY 1.9D/TD	106 1.4D/1.5D	405 1.8TD/1.9D/1.9TD
BERLINGO 1.1/1.4/1.8	RELAY 2.0HDI	106 VAN1.5D	405 MI
BERLINGO 1.8	RELAY 2.5D/TD	205 1.0/1.1/1.4/1.6/1.9	406 1.6/1.8/1.8 16V
BERLINGO 1.9D/2.0HDI	SAXO 1.0/1.1/1.4/1.6 16V	205 1.8/1.9D	406 1.9D/1.9TD
BOXER 1.9D/TD	SAXO 1.5D	205 RALLYE	406 2.0 16V
BOXER 2.0/2.5D/2.5TD	SYNERGIE 1.8	206 1.1/1.4/1.6	406 2.0 TURBO
BX 1.4/1.6/1.9	SYNERGIE 1.9 TD/2.0HDI	206 1.9D	406 2.0D/2.0TD
BX 1.7D/TD/1.9D	SYNERGIE 2.1TD/2.0HDI	206 2.0 16V	406 2.1 DT
C15 1.0/1.1/1.4	VISA 1.7D	206 2.0HDI	406 2.0HDI
C25 1.9D	XANTIA 1.6/1.8 16V/2.0 16V	206 2.0D/TURBO	406 2.2 HDI
C15 D/2.0HDI	XANTIA 1.8/1.9D/TD	305 1.6/1.9	605 2.0/2.0 TURBO
DISPATCH 1.9D/TD/2.0HDI	XANTIA 2.1TD/2.0HDI	305 1.8/1.9D	605 2.1D/TD/2.5TD
DISPATCH 2.1TD/2.0HDI	XM 2.0 16V/2.0TURBO	306 1.8/1.8/2.0	607 2.0
EVASION 1.8	XM 2.1 TD/2.2D/2.5TD	306 1.8	607 2.2HDI
EVASION 1.9TD/2.0HDI	XSARA 1.4/1.6/1.8/1.8 16V	306 2.0 16V	806 1.8/2.0TURBO
EVASION 2.1TD/2.0HDI	XSARA 1.5D	306 1.9D/TD/2.0C/TD	806 1.9TD/2.1TD
J5 1.9D	XSARA 1.9D/TD/2.0HDI	306 2.0HDI	EXPERT 1.9D/1.9TD
JUMPER 1.9D/TD	XSARA 2.0 16V	307 2.0HDI	PARTNER 1.8D/1.9D/TD
JUMPER 2.5D/TD	XSARA PICCASSO 2.0HDI	309 1.1/1.4/1.6/1.9/GTI	PARTNER 1.1/1.4/1.8
JUMPY 1.9D/TD	ZX 1.1/1.4/1.6/1.8/1.9/2.0	309 1.8D/TD/1.9D	SOLARA 1.9D
	ZX 2.0 16V		TALBOT 1.9D
	ZX 1.8/1.9D/TD		TALBOT EXPRESS 1.9/TD

