


# Technical-Info

## Water Pump P803-P893



### Affected vehicle:

**CITROEN - FIAT - FORD - MAZDA - MINI  
PEUGEOT - SUZUKI - VOLVO**

### Engines:

1.4 L 1.5L 1.6L Diesel

### Good to know:

This water pump is mounted with a metal gasket towards the engine. For an easier positioning of the gasket, it is provided with two triangle-shaped holes (see marks photo 2 )

### Installation instructions:

By means of two screws, the gasket is initially fixed to the pump housing (see photo 3). Thereafter, the assembly is made to the engine housing. First, all screws fasten finger tight. The tightening is done from inside out in two steps (see photo 1; torques see installation information)



### Installation information:

#### Tightening torques:

Water Pump on engine housing	- Step 1	5 Nm
	- Step 2	10 Nm

#### Important note:

To sealing in addition to the supplied metal gasket no further sealant should be used. Otherwise there is the danger that sloughs excess sealant, and reaches inside the mechanical seal. This leads to the premature leak!



The content of this publication is provided for informational purposes only. The company HEPU- Auto Parts GmbH assumes no liability in connection with this publication. Any liability for any direct or indirect damage, damage claims or collateral damage of whatever kind and on whatever legal basis as may arise from the use of the information contained in this publication is, to the extent legally permissible to be refused. © 2015 - HEPU-Auto Parts Inc. All rights reserved. The contents are copyrighted and may not be reproduced in whole or in part, without prior written permission.