
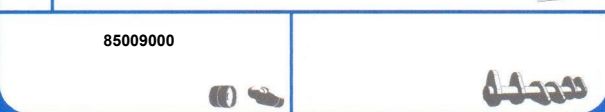


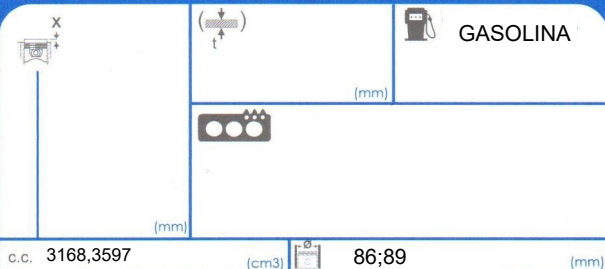


# 10186000


R010624

# AUDI, SKODA, VOLKSWAGEN



1 NO

**RETIGHTENING**




1 NO

**RETIGHTENING**

**ROUGHNESS**

MLS

ALUMINIUM ALUMINIO	0.5 / 1.0 µm	2.3 µm MAX
CAST IRON FUNDICIÓN	1.5 / 1.8 µm	3.8 µm MAX



**-90° +**  
**-180°**

**<>**

LOOSEN 90° AND TIGHTEN BOLT BY BOLT RESPECTING THE SPECIFIED TORQUE AND ORDER  
AFLOJAR 90° Y APRIAR TORNILLO A TORNILLO CON EL PAR Y ORDEN ESPECIFICADOS  
SOLICEN: ALL THE BOLTS  
AFLOJAR TODOS LOS TORNILLOS  
RUN THE ENGINE UNTIL TOTAL OPENING OF THE THERMOSTAT  
(LET THE ENGINE COOL DOWN FOR 4 HOURS (WITH OPEN BONNET))  
OPEN THE CAP OF THE EXPANSION TANK OF THE WATER COOLING CIRCUIT  
RODAR EL MOTOR HASTA LA APERTURA TOTAL DEL TERMOSTATO  
DEJAR ENRIAR EL MOTOR (CUATRO HORAS (CAPOT ABIERTO))  
ABRIR EL TAPÓN DEL VASO DE EXPANSIÓN DEL CIRCUITO DEL AGUA DE REFRIGERACIÓN

AJUSA IS NOT RESPONSIBLE FOR ANY UPGRADE AFTER THIS DOCUMENT HAD BEEN PRINTED. FOR MORE INFO PLEASE SCAN THIS QR CODE OR VISIT OUR WEBSITE [www.ojusa.es](http://www.ojusa.es)

AJUSA NO SE RESPONSABILIZA DE CUALQUIER ACTUALIZACIÓN POSTERIOR A LA IMPRESIÓN DE ESTE DOCUMENTO. PARA MAYOR INFORMACIÓN CAPTURE CON SU SMARTPHONE EL SIGUIENTE CÓDIGO QR O VISITE NUESTRA PÁGINA WEB [www.ojusa.es](http://www.ojusa.es)