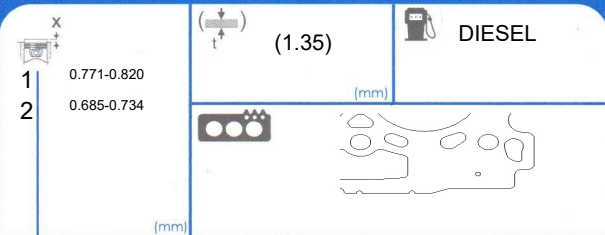


10157720

R010624


CITROEN, FIAT, FORD



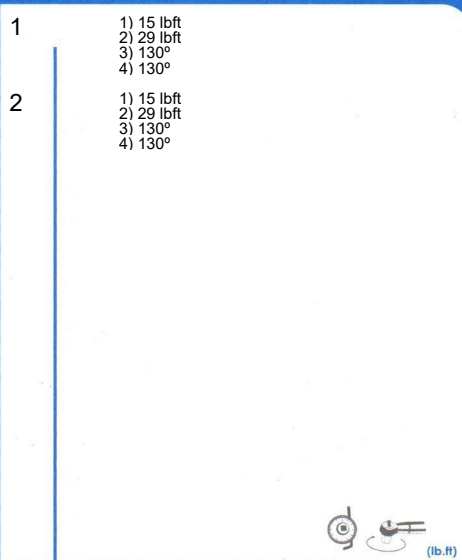
c.c. 1398,1560 (mm³) 73.7;75 (mm)

- 1 8HY;BK1Z;D4164T;D4164TDrive;DE6;G8DA;G8DB;GPDA;GPDC;HHDA;HHDB;HHJB;HHJC;HHJD;HHJE;HHJF;UBJA;Y601
- 2 9HU;9HY;9HZ;DV6ATED4(9H01);DV6ATED4(9H02);DV6ATED4(9H03);DV6ATED4(9HX);DV6AUTED4(9H03);DV6B(9H02);DV6B(9HT);DV6B(9HW);DV6BUTED4(9H03);DV6TED4(9H01);DV6TE

- 1 **81034200** M11X1.50X147(10)
- 2 **81034200** M11X1.50X147(10)



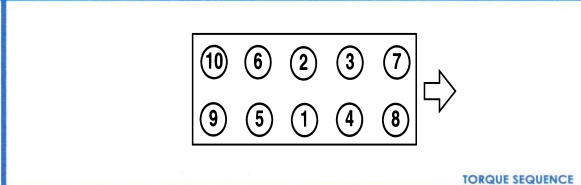
1,2 NO RETIGHTENING



1,2 NO RETIGHTENING

ROUGHNESS

	MLS	
ALUMINIUM ALUMINIO	0.5 / 1.0 µm	2.3 µm MAX
CAST IRON FUNDICIÓN	1.5 / 1.8 µm	3.8 µm MAX



CHECK CATALOG

CHECK CATALOG

-90° +
-180°

<>

LOOSEN RPV AND TIGHTEN BOLT BY BOLT RESPECTING THE SPECIFIED TORQUE AND ORDER
AFLOJAR RPV Y APRETAR TORNILLO A TORNILLO CON EL PAR Y ORDEN ESPECIFICADOS
LOOSEN ALL THE BOLTS
AFLOJAR TODOS LOS TORNILLOS
RUN THE ENGINE UNTIL TOTAL OPENING OF THE THERMOSTAT
LET THE ENGINE COOL DOWN FOR 4 HOURS (WITH OPEN BONNET)
OPEN THE CAP OF THE EXPANSION TANK OF THE WATER COOLING CIRCUIT
RODAR EL MOTOR HASTA LA APERTURA TOTAL DEL TERMOSTATO
DEJAR ENFRIAR EL MOTOR CUATRO HORAS (CON LA BARRERA ABIERTA)
ABRIR EL TAPÓN DEL VASO DE EXPANSIÓN DEL CIRCUITO DEL AGUA DE REFRIGERACIÓN

AJUSA IS NOT RESPONSIBLE FOR ANY UPGRADE AFTER THIS DOCUMENT HAD BEEN PRINTED. FOR MORE INFO PLEASE SCAN THIS QR CODE OR VISIT OUR WEBSITE www.ojusa.es

AJUSA NO SE RESPONSABILIZA DE CUALQUIER ACTUALIZACIÓN POSTERIOR A LA IMPRESIÓN DE ESTE DOCUMENTO. PARA MAYOR INFORMACIÓN CAPTURE CON SU SMARTPHONE EL SIGUIENTE CÓDIGO QR O VISITE NUESTRA PÁGINA WEB www.ojusa.es