

THE NETHERLANDS
(N E D E R L A N D)

EC TYPE-APPROVAL CERTIFICATE

Communication concerning the:

- type-approval ⁽¹⁾
- ~~extension of type-approval ⁽⁴⁾~~
- ~~refusal of type-approval ⁽⁴⁾~~
- ~~withdrawal of type-approval ⁽⁴⁾~~

of a type of a component with regard to Directive 94/20/EC.

Type-approval number ⁽²⁾ : e4*94/20*4205*00

Reason for extension : n.a.

Approval mark : See example of type plate

SECTION I

- 0.1. Make (trade name of manufacturer) : Bosal
- 0.2. Type and general commercial description(s) : 029772
- 0.3. Means of identification of type if marked on the component ⁽³⁾ : Type approval number
- 0.3.1. Location of that marking : On type plate
- 0.5. Name and address of manufacturer : Bosal
Tweede industrieweg 6
4921 XH Made, the Netherlands
07. In the case of components and separate technical units, location and method of affixing of the EEC approval mark : On type plate
- 0.8. Name(s) and address(es) of assembly plant(s) : See information document (annex III, item 0.8)




Type-approval number: e4*94/20*4205*00

SECTION II

1. Additional information (where applicable) : see Appendix I
2. Technical service responsible for carrying out the tests : RDW
Test Centre Lelystad
Talingweg 76
8218 NX Lelystad
3. Date of test report : 08-10-2010
4. Number of test report : RDW-94/20-6461
5. Remarks (if any) : see Appendix I
6. Place : Zoetermeer
7. Date : 08-10-2010

8. Signature



D.G. Burger

The image shows a circular logo for RDW (Rijksdienst voor het Verkeer en Waterweg) with a crown at the top and the motto 'JE MAINTIENDRAI' on a banner. The letters 'RDW' are at the bottom. A handwritten signature in black ink is written across the logo. To the right of the logo, the name 'D.G. Burger' is printed in a bold, sans-serif font.

9. The index to the information package lodged with the competent authority that has granted type-approval, which may be obtained on request, is attached:
 - Application form relating to Annex III and annexed drawings.
 - Drawings and instructions for attachment.
 - Fitting instructions.

⁽¹⁾ Delete where not applicable.

⁽²⁾ The EEC type-approval number appearing on this document shall consist of all sections outlined in Annex VII to Directive 70/156/EEC, as last amended by Directive 92/53/EEC. The component itself shall be marked as prescribed in the relevant separate Directive.

⁽³⁾ In the means of identification of type contains characters not relevant to describe the component types covered by this type-approval certificate such characters shall be represented in the documentation by the symbol “?” (e.g. ABC??123).

APPENDIX I


to EEC type-approval certificate number: e4*94/20*4205*00

concerning the component type-approval of mechanical coupling devices with regard to Directive 94/20/EC.

1. Additional information
- 1.1. Class of the type of coupling : F
- 1.2. Categories or types of vehicles for which the device is designed or restricted : See fitting instructions
- 1.3. Maximum D-value ⁽¹⁾ : 16,30 kN
- 1.4. Maximum vertical load S at the coupling point ⁽¹⁾ : 130 kg
- 1.5. Maximum load U at the fifth wheel coupling point ⁽¹⁾ : --- tonnes
- 1.6. Maximum V-value ⁽¹⁾ : --- kN
- 1.7. Instructions for attachment of the coupling type to the vehicle and photographs or drawings of the fixing points at the vehicle given by the manufacturer; additional information if the use of the coupling type is restricted to special types of vehicles : See fitting instructions
- 1.8. Information on the fitting of special towing brackets or mounting plates ⁽¹⁾ : See fitting instructions
5. Remarks ⁽²⁾ : The installation of the coupling device on the vehicle must be checked according to the requirements given in Annex VII (see Annex I Paragraph 5.10.)

⁽¹⁾ Delete where not applicable.

⁽²⁾ Including information as to whether fifth wheel couplings are unsuitable for positive steering.



**THE NETHERLANDS
(N E D E R L A N D)****COMMUNICATION**Concerning ⁽¹⁾:

- approval granted
- approval extended
- approval refused
- approval withdrawn
- production definitely discontinued

of a type of mechanical coupling device or component pursuant to Regulation number 55.

Approval number: E4-55R-010605**Extension number: 01***Approval mark:*

See example of type plate.

1. Trade name or mark of the device or component : Bosal
2. Manufacturer's name for the type of device or component : 30.985
3. Manufacturer's name and address : Bosal Hungary Kft.
H-6000 Kecskemét, Kadafalva – Heliport
Hrsz:11751/1, Hungary
4. If applicable, name and address of the manufacturer's representative : Not applicable
5. Alternative supplier's name or trade marks applied to the device or component :
6. Name and address of company or body taking responsibility for the conformity of production : See section 3.
7. Submitted for approval on : 06-11-2015



8. Technical service responsible for conducting approval tests : RDW
P.O. Box 777
2700 AT Zoetermeer, The Netherlands.
9. Brief description :
- 9.1. Type and class of device or component : Coupling ball and towing bracket , A50-X
- 9.2. Characteristic values :
- 9.2.1. Primary values:

D (kN)	U (tonnes)	D _c (kN)	V (kN)	S (kg)
20.20	-	-	-	150
23.00				280

Alternative values:

D (kN)	U (tonnes)	D _c (kN)	V (kN)	S (kg)
-	-	-	-	-

- 9.3. For class A mechanical coupling devices or components, including towing brackets:

Vehicle manufacturer's maximum permissible vehicle mass : Not applicable (universal device)

Distribution of maximum permissible vehicle mass between the axles : Front axle - kg, Rear axle - kg

Vehicle manufacturer's maximum permissible towable trailer mass : 3500 kg



Vehicle manufacturer's maximum permissible static mass on coupling ball : - kg

Maximum mass of the vehicle, with bodywork, in running order, including coolant, oils, fuel, tools and spare wheel (if supplied) but not including driver : - kg

Loading condition under which the tow ball height of a mechanical coupling device fitted to category M1 vehicles is to be measured – see paragraph 2 of annex 7, appendix 1 : Not applicable

- 9.4. For class B coupling heads, is the coupling head intended to be fitted to an unbraked trailer : Yes / no / not applicable



10. Instructions for the attachment of the coupling device or component type to the vehicle and photographs or drawings of the mounting points given by the vehicle manufacturer : See documentation.
11. Information on the fitting of any special reinforcing brackets or plates or spacing components necessary for the attachment of the coupling device or component : See fitting instructions.
12. Additional information where the use of the coupling device or component is restricted to special types of vehicles – see annex 5, paragraph 3.4.: : See fitting instructions.
13. For Class K hook type couplings, details of the drawbar eyes suitable for use with the particular hook type : Not applicable
14. Date of test report : 10-06-2014
28-01-2016
15. Number of test report : RDW-55R-0020357
RDW-55R-0039360
16. Approval mark position : On type plate
17. Reason(s) for extension of approval : Increase of D- and S-value.
18. Approval : ~~granted/extended/refused/withdrawn~~⁽¹⁾
19. Place : Zoetermeer
20. Date : ~~28-01-2016~~
21. Signature :  
X. van den Berg RDW

22. The list of documents deposited with the Administration Service which has granted the approval:

- Instructions for fitting and/or use : 9 page(s)
- Example of type plate. : 1 page(s) +

Total : 10 page(s)

Remark(s):

For additional information, please refer to the original version of this certificate and/or previous extension(s).

⁽¹⁾ Strike out what does not apply.