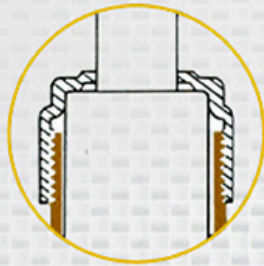
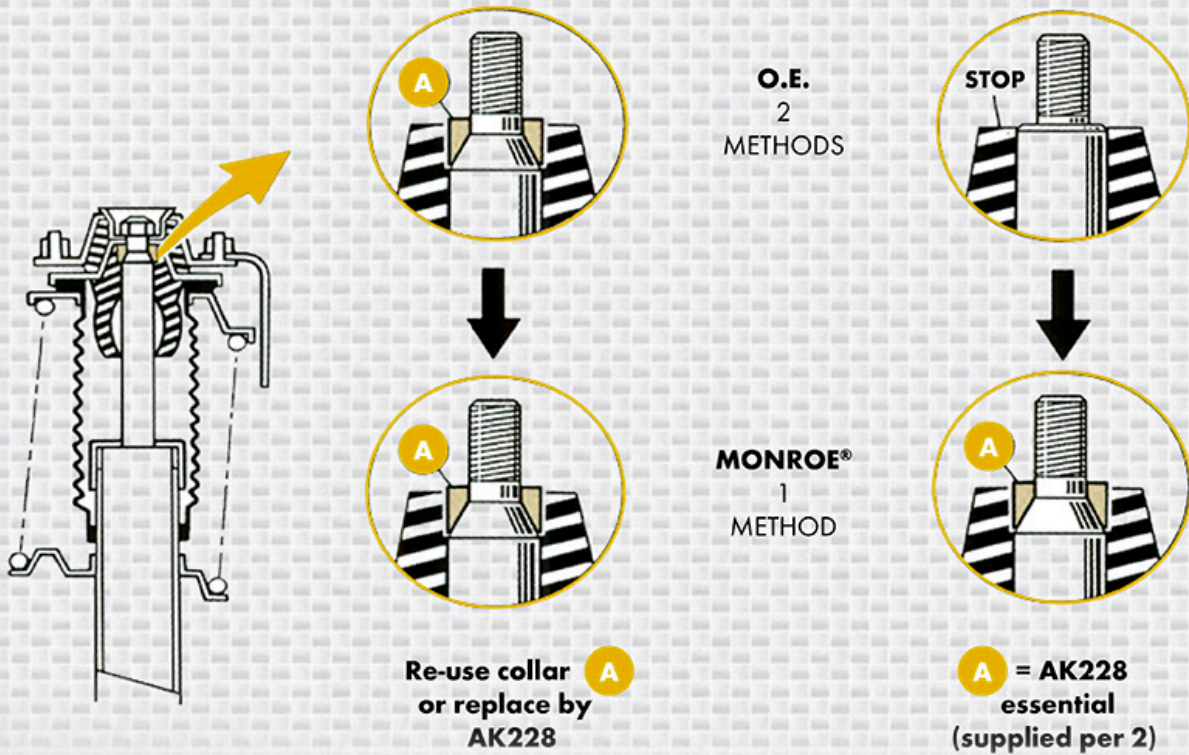


USE OF THE AK 228

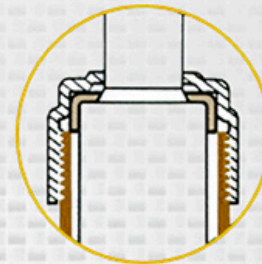
Citroën AX / Saxo - Peugeot 106



FI006EU



Important !
Ensure the centering
cap is refitted.



B A C D	TIGHTENING TORQUES daNm.		Peugeot 106	Citroën AX
	A	Shock absorber piston nut	7	4.5
B	Upper strut mounting to car body	2	1.8	
C	Cartridge locking ring	15	14	
D	Stabilizer bar ball joint (certain applications)	3	2.5	



**Place 50 cc of oil in the tube
before inserting the new
cartridge.**