



Intermediate ring broken due to incorrect handling during shipping, storage, or installation

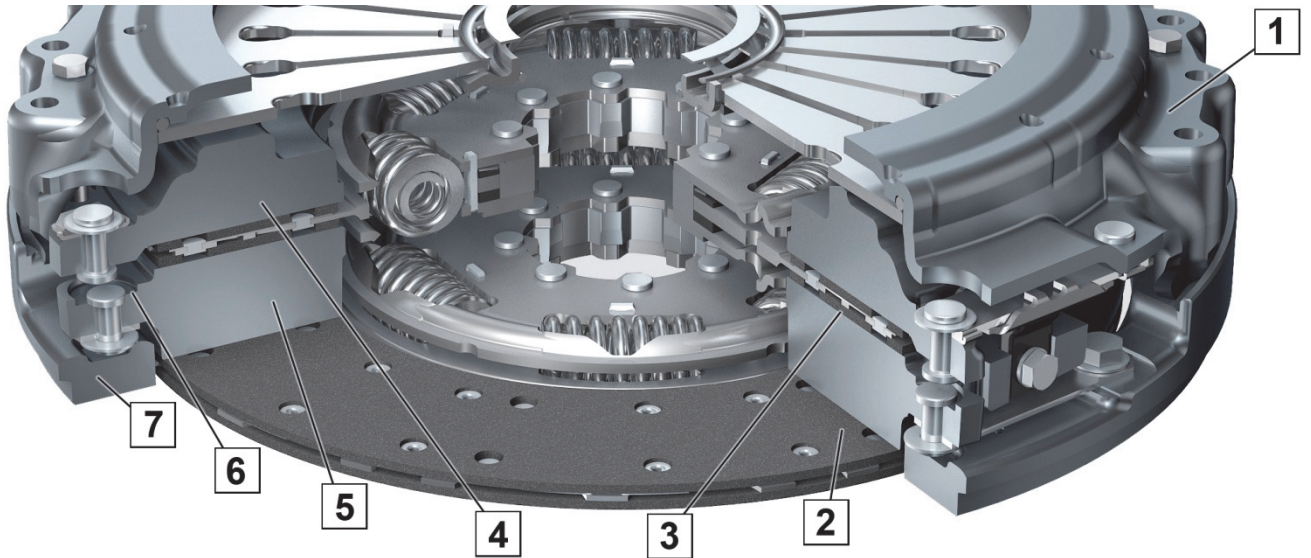


Fig. 1: Double-disk clutch, commercial vehicle




Fig. 2: Intermediate ring broken




Fig. 3: Intermediate ring, eye broken and worn down at bellhousing

- 1 Clutch cover housing
- 2 Clutch disk, engine side
- 3 Clutch disk, transmission side
- 4 Pressure plate
- 5 Intermediate plate

- 6 Intermediate plate eye
- 7 Intermediate ring
- 8 Intermediate ring, point of failure
- 9 Intermediate ring, eye worn down



## **NOTICE**

Do not install the double-disk clutch with the broken intermediate ring (Fig. 2). The broken intermediate ring causes separation difficulties. The broken-off eye (9) of the intermediate ring (7) moves outwardly due to centrifugal force and damages or destroys the bellhousing (Fig. 3).

### **Check the double-disk clutch for damage prior to installation:**

- Check the intermediate ring (7) for points of failure (Fig. 2).
- Check the intermediate ring (7) behind the eyes (6) for damage.  
A broken-off eye can protrude beyond the outside diameter of the clutch housing (1).

➔ Replace the damaged double-disk clutch.



[www.zf.com/serviceinformation](http://www.zf.com/serviceinformation)