
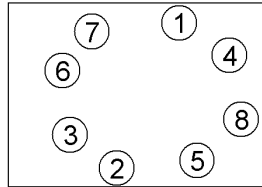
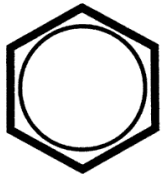


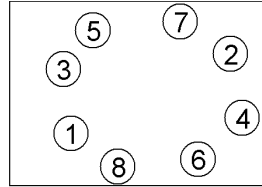
<b>Anziehvorschrift für Zylinderkopf</b>	<b>762.989</b>	 Das Original
<b>Tightening Instructions for Cylinder Head</b>		
<b>Instructions de serrage pour culasse</b>		
<b>Prescripciones de apriete para culatas</b>		
	passend für / suitable for adaptable à / adaptable a	<b>Iveco</b>

Schraubenkopf / Head shape  
Tête de vis / Cabeza de tornillo

Anziehreihenfolge/Tightening sequence/Ordre de serrage/Orden de apriete



8280.01/02



8280.22/42

Anziehen/ Tightening/ Serrage/ Apriete	* 8280.01/02 >Mot. 88502 100 Nm 180 Nm 255 Nm	8280.22/42 30 Nm 160 Nm ➤ 120°
	Mot. 88503> 30 Nm 160 Nm ➤ 120°	

Zeichenerklärung / Explanations / Explication / Explicacion

*	neue Zylinderkopfschrauben verwenden	use new cylinder head bolts	utiliser des vis neuves	emplar tornillos nuevos
★	Warmlauf (80°C)	warm up time (80°C)	chauffage (80°C)	calentamiento (80°C)
□	Schrauben einzeln lösen und wieder anziehen	loosen and tighten each bolt	deserrer et serrer vis par vis	aflojar y apretar tornillo a tornillo
●	Setzzeit	relaxation time	durée de tassement	tiempo de espera
➤	Drehwinkel	torque angle	angle de serrage	ángulo de giro

**Motortyp / Engine type / Type de moteur / Tipo de motor**

170.33/35 NC/NT, OM 170.33/35 PT/T, 170.38,  
OM 170.38, 190.35 H/HAT/NT/PC/PT, 190.38-TRU,  
190.42/48 Turbostar, 190E53 Eurostar,  
190 NC33/NT 33, OM 190.33, 220.35, 220.38-TRU,  
240.35/38-TRU, 240E52 Eurostar  
260.35 H/HW, 260 PC35, PT35, 260.48 Turbostar  
260E52 Eurostar, 330.35 H/HW/PC/PT/HT/HTW  
370.25/35 Bus, 380.35 Bus

ElringKlinger AG, Max-Eyth-Str.2  
72581 Dettingen / Erms. Tel. 07123/724 601

**\*762.989\***